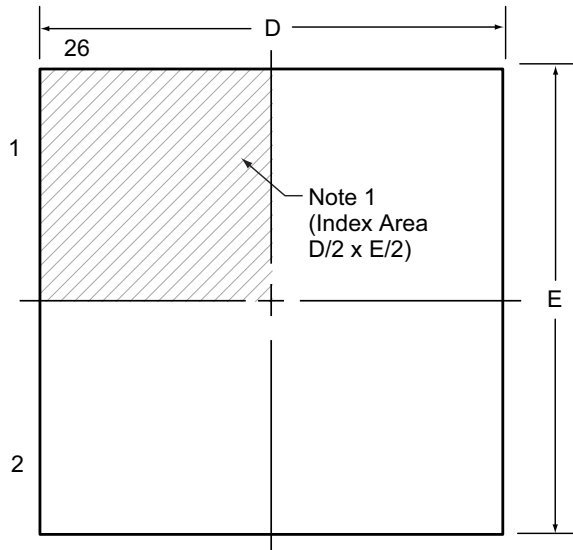
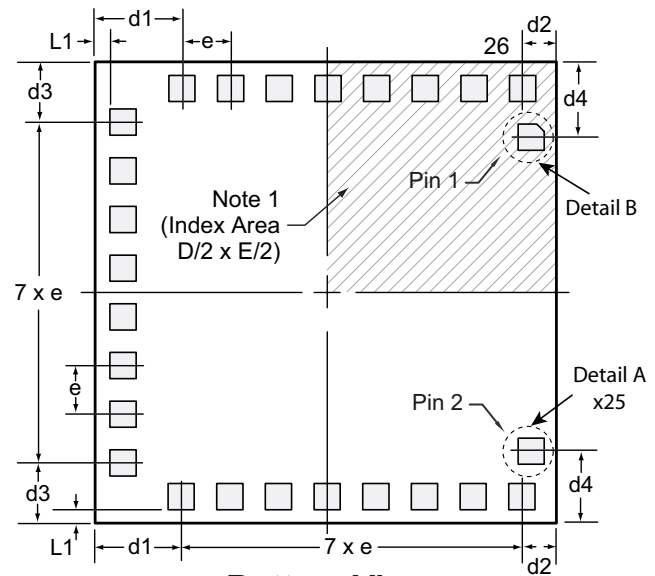


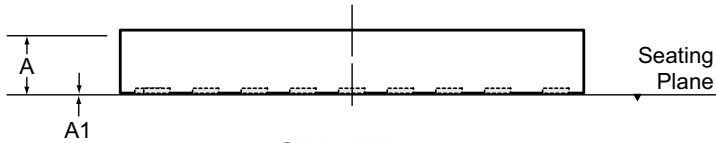
**26-Lead LLGA Package Outline (G1)**  
**6.00x6.00mm body, 0.60mm height (max), 0.65mm pitch**



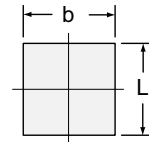
**Top View**



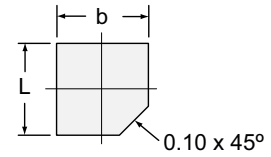
**Bottom View**



**Side View**



**Detail A**



**Detail B**

**Note:**  
 1. A Pin 1 identifier must be located in the index area indicated. The Pin 1 identifier can be: a molded mark/identifier; an embedded metal marker; or a printed indicator.

Symbol	A	A1	b	D	d1	d2	d3	d4	E	e	L	L1	
Dimension (mm)	MIN	0.50	0.00	0.25	5.90	1.050 REF	0.400 REF	0.725 REF	0.925 REF	5.90	0.65 BSC	0.25	0.10 REF
	NOM	0.55	-	0.35	6.00					6.00		0.35	
	MAX	0.60	0.05	0.45	6.10					6.10		0.45	

**Drawings not to scale.**  
**Supertex Doc. #: DSPD-26LLGAG1, Version A090808.**

**Supertex inc.** does not recommend the use of its products in life support applications, and will not knowingly sell them for use in such applications unless it receives an adequate "product liability indemnification insurance agreement." **Supertex inc.** does not assume responsibility for use of devices described, and limits its liability to the replacement of the devices determined defective due to workmanship. No responsibility is assumed for possible omissions and inaccuracies. Circuitry and specifications are subject to change without notice. For the latest product specifications refer to the **Supertex inc.** (website: <http://www.supertex.com>)